

**TRACER STUDY REPORT**  
**Graduates of 2081 B.S. /2024 (A.D.)**  
**Janajyoti Multiple Campus**  
**Lalbandi, Sarlahi**

**Submitted to:**  
**University Grants Commission**  
**Sanothimi, Bhaktapur**



**Submitted by:**  
**Janajyoti Multiple Campus**  
**Lalbandi, Sarlahi**  
**March, 2026**

## **ACKNOWLEDGEMENT**

This Tracer Study Report of Janajyoti Multiple Campus is especially designed for tracing the employment profile of graduates in academic year 2024 after they obtained their Bachelor's and Master's Degree.

In preparing this report, we are largely benefited from the Campus Chief, Assistant Campus Chiefs, all the HoDs of different faculties of this campus. Similarly, IQAC Committee, SAT Committee, lecturers, students, and Employment Cell etc. have left no stone unturned in simplifying the terms and key concepts of this report.

We are especially grateful to the CMC chairperson and members who provided constructive suggestions and invaluable guidance from the very beginning to the end of writing this report.

Similarly, we should not forget to express our thanks to all teaching and non-teaching staff who helped us for creating very much fertile environment for the cultivation of this scholarly work.

Report Preparation Team

## **EXECUTIVE SUMMARY**

This study traced the graduates of Janajyoti Multiple Campus of 2024 AD (2081BS). Descriptive survey method was used to trace graduates' status of employment using questionnaire as research tools. The study utilized mixed methods of descriptive survey and the required data (i.e. required information) were presented into tables and graphs. This report aimed to: ascertain the profile of graduates; determine a relationship between their present occupation and the course they completed; and identify the cooperating industries/institutions that employed graduates.

The employed graduates of this campus were proven to proficient and competent to be employable in the schools, banks, IT offices, business industries as revealed in the illuminating themes. Academic preparation and career performance exhibited signification of successful employment.

**Keywords:** Tracer study, employment status, Edj, Mad, Dalit, Graduates, Program

## Table of Contents

<b>1. INTRODUCTION.....</b>	<b>1</b>
1.1 Background/ Rationale.....	1
1.2 Objectives of the Study.....	1
1.3 Institutional Arrangements to Conduct the Study.....	2
1.4 Graduate Batch Taken for the Study.....	2
1.5 Data Collection Instruments and Approach.....	2
1.6 Scope and limitations of the study .....	3
<b>2. DATA PRESENTATION AND ANALYSIS.....</b>	<b>4</b>
2.1 Employment Status of the Graduates on Gender Basis .....	4
2.2 Issues Related to the Characteristics, Expectations and Aspirations of Graduates .....	6
2.3 Issues Related to the Employment Experience of Graduates .....	7
2.4 Issues Related to the Quality and Relevance of Higher Education .....	8
2.5 Education and their Contribution to Graduates' Personal Development.....	9
<b>3. MAJOR FINDINGS .....</b>	<b>10</b>
3.1 Employment Status of the Graduates.....	10
3.2 Issues Related to the Characteristics, Expectations and Aspirations of Graduates .....	10
3.3 Issues Related to the Employment Experience of Graduates .....	10
3.4 Issues Related to the Quality and Relevance of Higher Education .....	11
3.5 Education and their Contribution to Graduates' Personal Development.....	11
<b>4. IMPLICATIONS TO INSTITUTIONAL REFORM.....</b>	<b>12</b>
<b>5. CONCLUSION AND RECOMMENDATIONS.....</b>	<b>13</b>
5.1 Conclusion .....	13
5.2 Recommendations.....	13
<b>REFERENCES.....</b>	<b>14</b>
<b>APPENDICES.....</b>	<b>15</b>

# 1. INTRODUCTION

## 1.1 Background/Rationale

JJMC, a QAA accredited community campus of Sarlahi district was established in 2057BS with the objective to provide quality education at affordable cost. It is a sought-after leading community campus in the mid-Terai. Since its establishment, JJMC has been dedicated to prepare competitive manpower through quality education. Our confidence in providing excellent quality education can be understood through our slogan "Affordable Quality Education, Our Dedication" and our production each local as well as national market. At present, JJMC has been running 4 year B.Ed., 4 year BBS, 4year BA, 4 year B.Ed. ICTE (Semester) in bachelor's level and M.Ed. (Nepali, EPM and Population Education) and MBS in Master's Level. As a dire need of time, the campus is on path of running BBA, BIT and BSW in near future.

This Tracer study has been conducted as part of the NEHEP program to evaluate the performance of the campus, and the effectiveness of its program. The efforts have been made to find out the condition of the graduates, the behavioral and attitudinal changes in learning brought in graduates' knowledge, skill and concept, to develop insight on the weaknesses of the campus, and to collect suggestion to the campus for the further improvement of its effectiveness. We have realized the market value and use value of education and the campus can play important role in development of the programs and enhance the satisfaction level of the future graduates. We have also realized that constant monitoring; evaluation and vigilance must be internalized for sustainable excellence and quality of our programs and services. We present this Tracer Study Report as a part of a continuing process of building future on the basis of our past achievements and to achieve the set objectives.

## 1.2 Objectives of the Study

The main objectives of this study are:

- To analyze the beneficiaries in term of gender, ethnicity, socio-economically backward community and so on.
- To trace the employment profile of the graduates after they obtained their Bachelor's and Master's degree.
- To identify the employment status as well as the transition time from graduation to employment and their job satisfaction.
- To survey the relevance of the respondents' first job to their education degree in college.
- To assess the graduates' perception on the contribution of the university training to the graduates' skills development and the degree of effectiveness, adequacy and relevance of their pre-service teacher education and training.



- To examine the contribution of the programs to graduates' personal development.
- To get feedback for the betterment of the institutions.

### **1.3 Institutional Arrangements to Conduct the Study**

To achieve the set objectives, JJMC formulated a Task Team which included 5 members from teaching and non-teaching staff. The Task Team is coordinated by the campus chief. The CMC and administration also provided their genuine support and suggestion.

#### **Tracer Study Task Team**

- |                             |                                    |
|-----------------------------|------------------------------------|
| 1. Mr. Shiva Hari Nepal     | Task Team Leader (SAT Coordinator) |
| 2. Mr. Narad Bahadur Dhama  | Member                             |
| 3. Mr. Baburam Dahal        | Member                             |
| 4. Mr. Sushant Ghimire      | Member                             |
| 5. Mr. Ganesh Bahadur Karki | Member                             |

### **1.4 Graduate Batch Taken for the Study**

Despite the pass out of many batches since its establishment, this report includes the graduate batch passed out in the academic year 2024 AD (2081 BS) for the purpose. Total 83 graduates of the given academic year, 67 graduates belong to Management faculty and 16 graduates from Education faculty have taken transcripts and character certificates. At the same time, many of graduates are in regular contact and they are being traced on regular basis from the campus's side. Thus, it is speculated that the number of transcript holders in future will be increased and the campus, here, makes clarify that the details of rest of the graduates along with their required testimonials will be forwarded to UGC Nepal in the forthcoming days. Thus, for now, the study is limited to 83 graduates only. Next, the weaknesses and strengths of this institution pointed out and suggestions given by the graduates are also included in the study report that helps to provide insight for the further improvement of the campus.

### **1.5 Data Collection Instruments and Approach**

To attain the objectives of the study, the researchers applied the descriptive survey method of research. They used a Tracer Study Questionnaire prepared by UGC, Nepal.

We have also used e-mail, telephone and social media to communicate with the graduates and information received was used for data collection. To reach graduates, the students, faculty and employees were also given questionnaires for distribution to increase the number of participants of the study. The data gathered were tallied, analyzed, and interpreted.



## 1.6 Scope and limitations of the study

Through this study, the institution can identify areas for growth and development in the context of quality assurance and the provision of relevant preparation and training. The Task Team had provided Tracer Study Questionnaire forms to 83 graduates who have taken transcripts, in 2024. The scope of the study was limited as follows: Only 82 respondents were in the reach of the study, which couldn't include the wider ranges of the graduates. JJMC is establishing a system of tracing its graduated and getting feedback regarding the type of work, further study and other activities they are/were involved since the completion of study for the institution or during their study.

To evaluate the success of the programs launched by the institution and to provide recommendations for the reference and further plan for the program, JJMC has established a system of tracing its graduates and getting feedback from them. The scope of the study was limited as follows:

- Only 2024 batch has been selected for the study.
- This study covers only 83 graduates who have taken transcripts and character certificates.
- This study covers the contributions of programs to the personality development of the graduates and their professional requirements and expectation.



## 2. DATA PRESENTATION AND ANALYSIS

The tool of data collection for the tracer study has been questionnaire designed by UGC. The questionnaire was distributed to the graduate batch 2024 from JJMC. Their responses have been translated and presented into tables and graphs of different sorts. The data has been analyzed and interpreted in this chapter.

### 2.1 Employment Status of the Graduates on Gender Basis

Status of the graduates from JJMC in academic year 2024 has been presented through following table and it is further analyzed below:

Graduate	Male	Female	Total
Management	21	46	67
Education	7	9	16
<b>Total</b>	<b>28</b>	<b>55</b>	<b>83</b>

Table 1: Status on Gender basis batch 2024 JJMC Survey

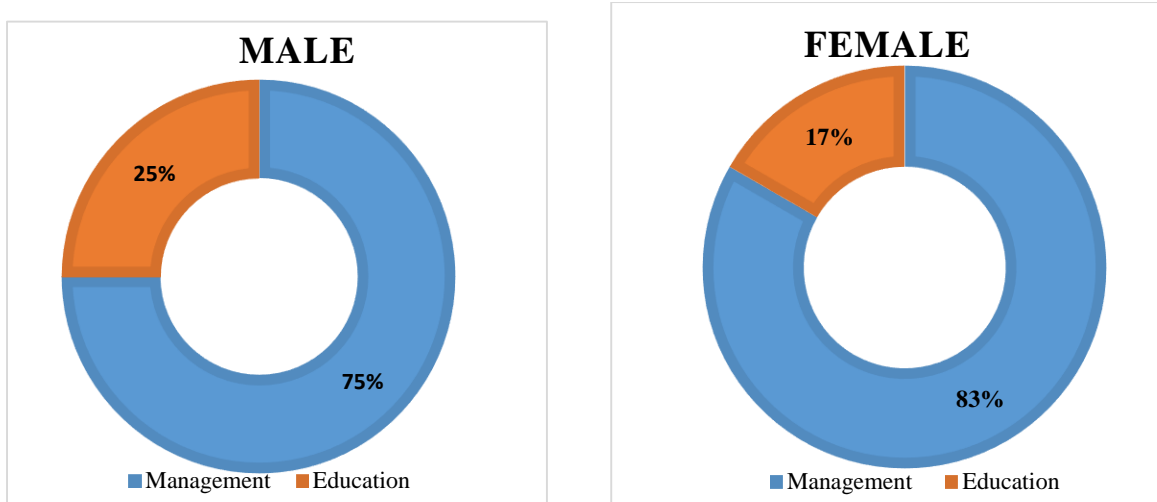


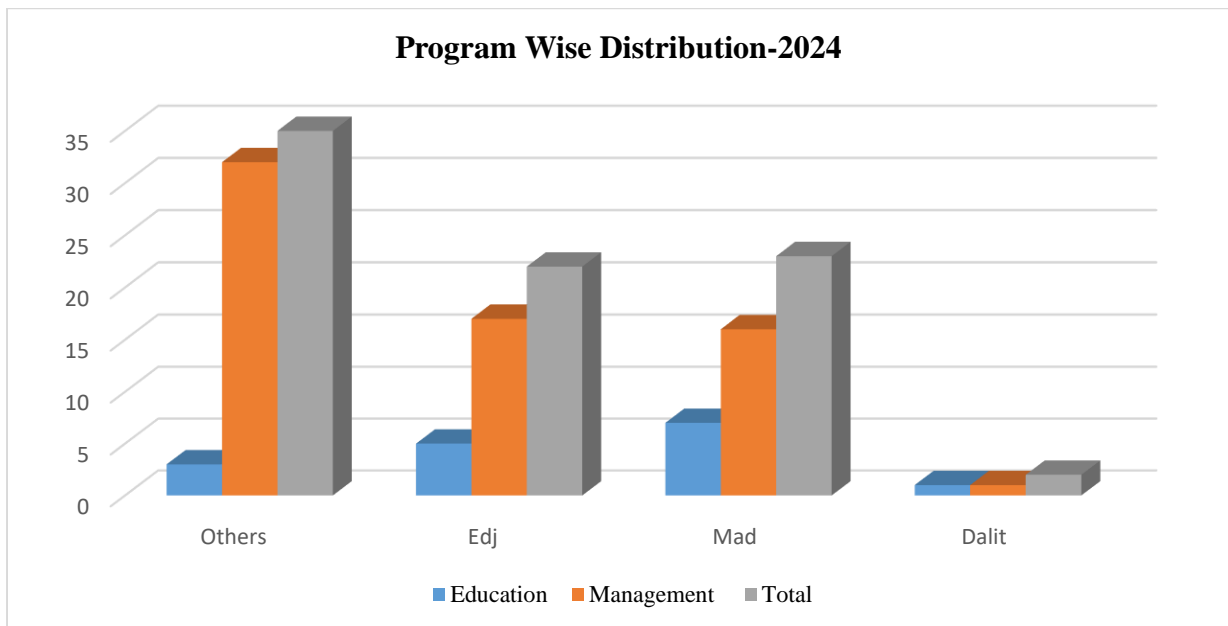
Figure 1: Status on Gender Basis

### Further Presentations

Graduates	Others		Edj		Mad		Dalit		Total
	Male	Female	Male	Female	Male	Female	Male	Female	
Education	1	2	2	3	4	3	0	1	16
Management	7	25	8	9	6	11	0	1	67
<b>Total</b>	<b>8</b>	<b>27</b>	<b>10</b>	<b>12</b>	<b>10</b>	<b>14</b>	<b>0</b>	<b>2</b>	<b>83</b>

Table 2: Program wise distribution of graduate batch 2024 JJMC Survey

The table given above shows the program wise distribution of graduates belonging to EDJ, Madhesi, Dalit and Others group. As shown in the table, Dalit students have been far lower in all programs, whereas EDJ students are considerable. The trend of enrollment student has been changed. There is large number of students attracted to Management and Education faculties. So, the trend of passed out graduate's rate is likely to be changed in upcoming years. The graduate number this year is 83 on the basis of transcripts and character certificates taken. The rate would have reached even higher had all the graduates applied for character certificate in the campus. There are some other students who have passed bachelor's degree in 2024 but have not collected their transcripts yet. They are not included in our study. Likewise, students in foreign countries for higher studies or job, students preparing for Public Service Commission Examination and Teachers' Service Commission competition are also excluded in our study. Therefore, number of total students included for tracer study is 83.

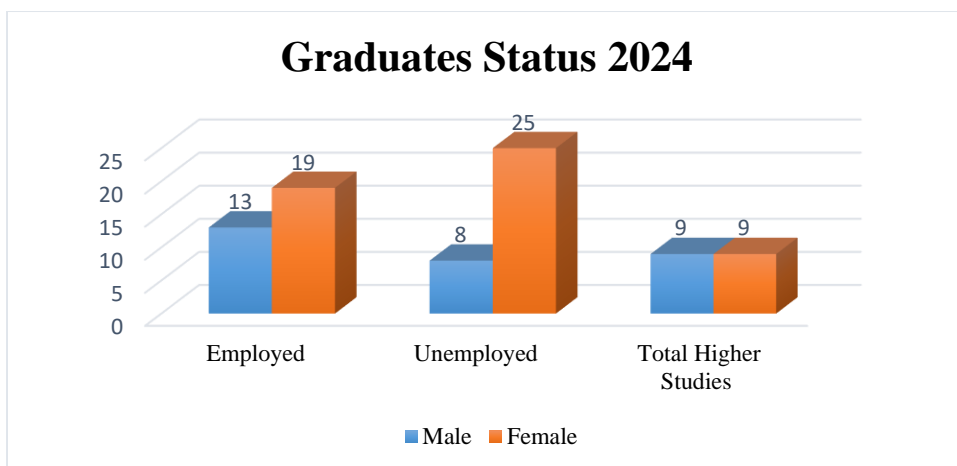


The data below present the status of employment:

Graduates	Education		Management		Total		Total Higher Studies
	Employed	Unemployed	Employed	Unemployed	Employed	Unemployed	
Male	4	1	9	7	13	8	9
Female	4	3	15	22	19	25	9
<b>TOTAL</b>	8	4	24	29	32	33	18

Table No. 3: Employment status of the graduate's batch 2024, JJMC survey





The quality of academic output and success of any academic institution and its programs determine its success. Out of 83 graduates in the year 2024 from this campus, 32 have been listed as employed, among them 13 are male and 19 are female graduates. Among the 33 unemployed, among them 8 are male and 25 are female graduates. Further, Among the 18 of 9 male graduates and 9 female graduates are in their higher studies. There is difference between the ratio of graduate pass out and employed graduates in terms of their gender.

## 2.2 Issues Related to the Characteristics, Expectations and Aspirations of Graduates

Through the graduates' response in nine different areas, we have tried to evaluate the programs and connection between knowledge they gained and the skill they needed in their job. Most of the graduates showed their interest in government sector services. The relevancy level was ranged from 0-5 points and graduates expressed their views.

S.N.	Particulars	Very Weak	Moderate	Excellent	Total
1	Relevance of the program to your professional requirements	3	53	27	83
2	Extracurricular activities	4	51	28	83
3	Problem solving	6	52	25	83
4	Work placement/attachment	10	58	15	83
5	Teaching/Learning environment	2	52	29	83
6	Quality of education delivered	3	56	24	83
7	Teacher Student Relationship	2	24	57	83
8	Library Facility	2	37	44	83
9	Lab Facility	12	46	25	83
10	Sport Facility	3	35	45	83
11	Canteen/Urinals	6	52	25	83

Rating: Very Weak= 0-2, Moderate = 3-4, Excellent= 5

Table No 4: Expectations and Aspiration of the graduates, batch 2024 JJMC survey



The table above shows graduates' responses in eleven different areas. Out of 83 graduates, 6% responded as low, 57% responded as moderate and 37% responded as excellent for this questionnaire section. Majority of the graduates responded positively on quality of education delivered. Besides these, they responded very weak in lab, problem solving and work placement sections.

More importantly, the campus has to formulate strategies to make its programs highly relevant and practical and emphasis should be given to areas for qualitative skilled based education.

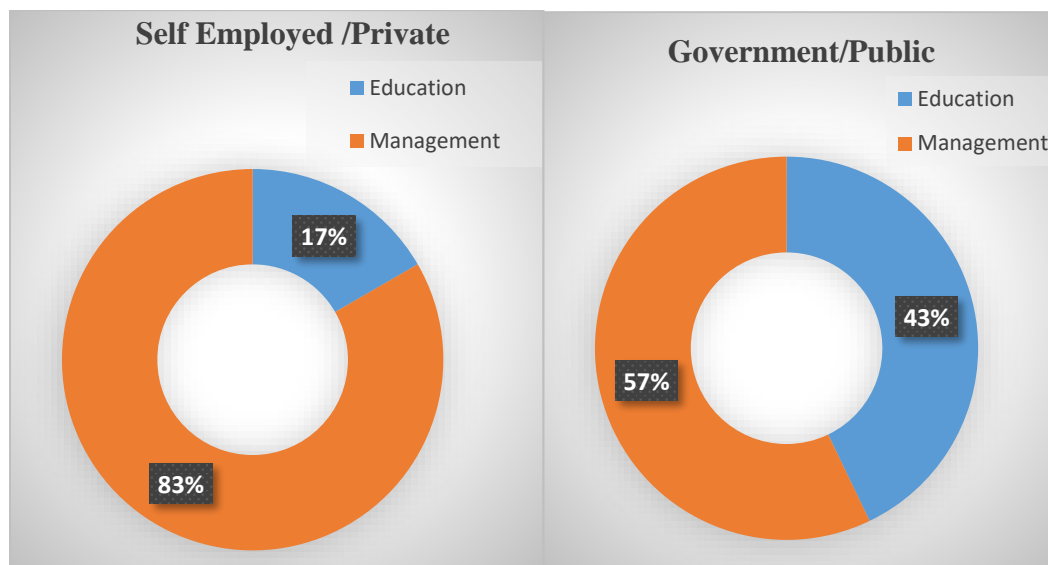
### 2.3 Issues Related to the Employment Experience of Graduates

Graduates have been employed in public, government and private sectors. They are also preparing for public service commission competitions and pursuing higher studies. Some of the pass outs and dropouts are in foreign employment.

The types of employment 2024 batch graduates are involved can be presented in the table below:

Type	Education		Management		Total		G.Total
	Male	Female	Male	Female	Male	Female	
Private Self Employed /	2	1	5	10	7	11	18
Government/Public	2	4	3	5	5	9	14
<b>Total</b>	<b>4</b>	<b>5</b>	<b>8</b>	<b>15</b>	<b>12</b>	<b>20</b>	<b>32</b>

Table No.5 Distribution of graduates by the type of Employment, batch 2024 JJMC survey



The table shown above shows the distribution of graduates by the type of employment, batch 2024. As shown in the table, there are altogether 32 graduates who have been employed in different private and government and public sectors. It is clearly stated above that out of 32 employed graduates 5 male graduates have been serving in government/ public offices, 7



males graduates have been working in different private sectors and self-employed. Thus, 56.25% from the total employed graduates are involved in private sectors and self-employment, while 43.75% of the total employed graduates are involved in government and public sectors. Most interestingly, the number of graduates involved in private sectors and self-employment is higher.

Presentation of facts in bar-graph:

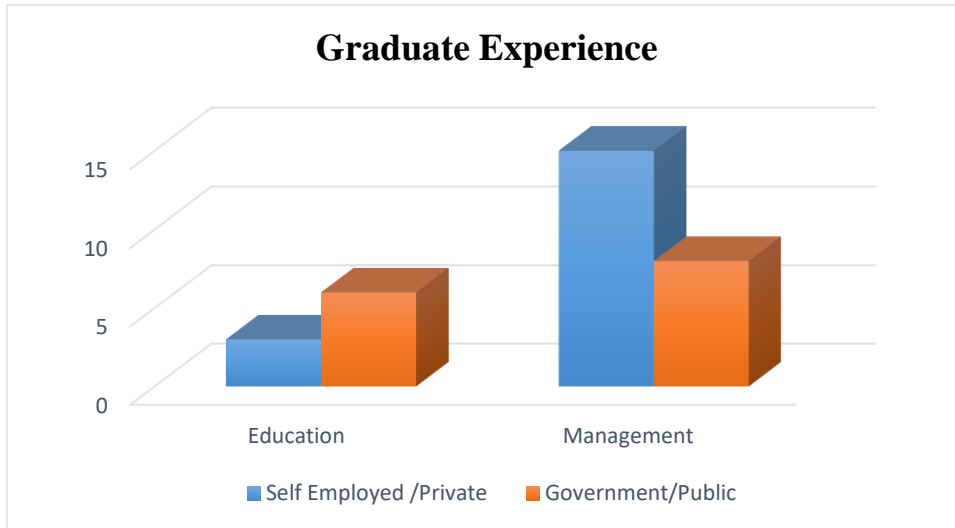


Figure 3: Graduates Experience

## 2.4 Issues Related to the Quality and Relevance of Higher Education

Graduates have expressed their view regarding quality and relevance of higher education through these courses. It helped in collecting strengths and weaknesses of the instructional programs they attended.

The rating values were ranged from 0-5 points.

S.N.	Particulars	Very Weak	Moderate	Excellent	Total
1	Relevance of the program to your professional requirements	3	53	27	83
2	Extracurricular activities	4	51	28	83
3	Problem solving	6	52	25	83
4	Work placement/attachment	10	58	15	83
5	Teaching/Learning environment	2	52	29	83
6	Quality of education delivered	3	56	24	83

Rating: Very Weak= 0-2, Moderate = 3-4, Excellent= 5

Table No.6 Quality and Relevance of higher Education, batch 2024 JJMC survey.

From the responses of 83 graduates, we have tried to evaluate the strengths and weaknesses of campus and courses offered. Out of the 83 graduates, there is noticeable 2 rated values as

low value in relevance of the programs to their professional (job) requirements. Similarly, 58 graduates rated moderate in improved problem-solving skills. There are 15 graduates rated value excellent in quality of education delivered by the institution. It is also realized that the institution needs to forward various effective steps for establishing the institution as high value.

## 2.5 Education and their Contribution to Graduates' Personal Development

This shows that JJMC's education and programs contributed in developing different academic knowledge and skills for the graduates' personal development. The maximum graduates have been benefitted by developing efficiency, technical skills and team spirit. Some of them have been preparing for public service competition and some of the graduates have joined further studies in 2024.

Following table gives the detail:

Graduates	Management	Education	Total
Male	4	5	9
Female	7	2	9
Total	11	7	18

Table No. 7: Graduates pursuing further study, batch 2024, JJMC survey

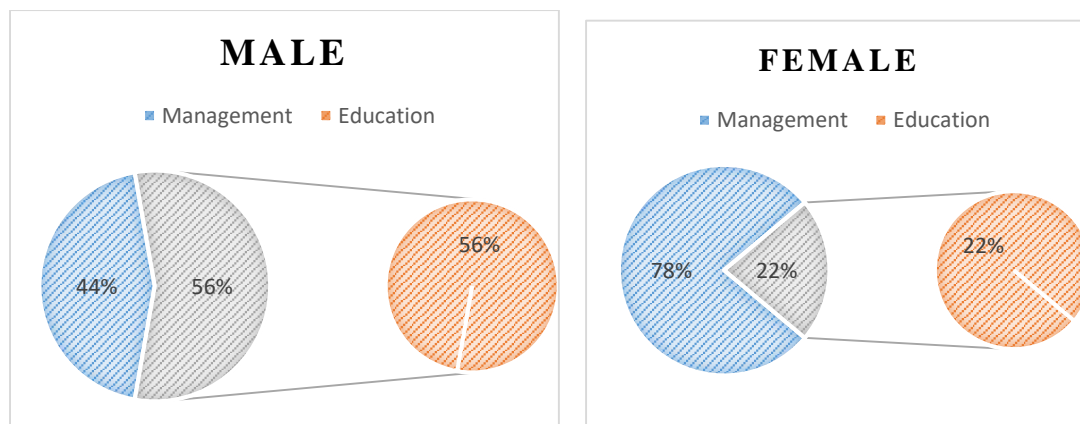


Figure 4: Graduates pursuing further study

As shown in the table and chart above, the total number of graduates pursuing higher study is 18 which is about 21.68% of the graduates taken for Tracer Study. Likewise, the number of female higher studies is encouraging. Among the employed graduates, graduates completed higher studies are more employed than mid-level graduates. So, graduates pursuing higher studies are satisfactory.

### **3. MAJOR FINDINGS**

#### **3.1 Employment Status of the Graduates**

Graduates of 2024, 83 graduates have been consulted for tracer study. Among them, 32 graduates have been found to be employed in different sectors. The distribution of employed graduates has been found to be 13 males and 19 females. The preference to work in public/government sectors is evident in the employment status of regular/permanent of the graduates. The public and government sector had overtaken the private sector as the most important source of employment for graduates. As public sectors offer higher salary and better benefits compared with most private sectors. The data show that a small percentage of the graduates are unemployed and seemed to favor employment than establishing their own business. So, they are perusing their higher studies and preparing for different job competitions.

The percentages of employment have been observed in fluctuating trend. Total number of graduates getting employment also grew significantly. This trend is hoped to be changed due to the political stability and progressive economic growth.

#### **3.2 Issues Related to the Characteristics, Expectations and Aspirations of Graduates**

This tracer study has tried to find out significance of educational programs in graduates' present employment. In some sectors graduates have expressed high relevancy of the program in their job and majority of the graduates rated these particulars with mid value. 57% of the employed graduates found their education as excellent, 37 % of employed graduates found the campus programs as moderately relevant to their job, whereas 6% of graduates' expectations have not been met at all.

In the particulars like problem solving, Lab facility and work placement maximum graduates rated low relevancy level to the programs offered. Graduates in education are far lower in comparison to the graduates in management faculty.

#### **3.3 Issues Related to the Employment Experience of Graduates**

Passed out graduates have been employed in government/public, and private. Some of them are preparing for job competitions and pursuing higher studies too. The trend of employment is in fluctuation.

Majority of the graduates among employed, were satisfied in their present job. It is because of good environment in their work place and good payment. Such job holders are mostly in government/public jobs, whereas some graduates were dissatisfied in their present jobs and



opting for the better opportunities. The causes of dissatisfaction were: work load, low pay and lacking employee friendly environment in those private sector jobs.

### **3.4 Issues Related to the Quality and Relevance of Higher Education**

The tracer has traced some positive and negative views regarding the quality and relevancy of the courses. 65 % of graduates have rated as moderate value and 29 % of graduates have rated as excellent.

It is found that JJMC has successfully imparted quality education to meet students' expectations. It is proved from wider range of graduates employed in various sectors private and government. The courses offered showed the relevancy in higher education. So, some graduates have been pursuing their higher studies. The programs are qualitative and relevant to the job market as most of the graduates are employed. The graduates have positively responded for their professional skills and interpersonal ability by their employers.

### **3.5 Education and their Contribution to Graduates' Personal Development**

There seems increasing number of graduates pursuing higher studies. Graduates completing higher studies are more employed than mid-level graduates. The programs are found insufficient to support competing in job market due to the lack of implication of information and communication technology. It was felt difficult to apply the theoretical knowledge in practice. Similarly, they didn't have the experience, training and skill despite they possessed some basic skills. The graduates faced challenges in job employment and research based task.



#### 4. IMPLICATIONS TO INSTITUTIONAL REFORM

The Tracer Study conducted is expected to help in shedding light on various aspects, like institutional strengths and weakness, graduates' exceptions and aspirations, their experience on employment, relevancy and quality of the courses offered, measures to be adopted for pedagogic and institutional reforms. Higher education remains ideal place for the graduates throughout their life. The graduates will talk about institution freely in society and their job field. Value of the institution can get graduates' response and feedback.

The campuses make strategies so as to make its programs highly relevant to practical life. We have given emphasis to all eleven areas raised in the questionnaire to make the campus programs relevant to graduates' job assignment. To introduce new methodology in teaching audio-visual teaching aids have been applied in classroom teaching and teachers are trained accordingly. To increase graduates understanding levels and creative domain, internet facility has been provided to the students. Computer lab has been modernized and concept of E-Library has been introduced adding more computers and installing software and barcode system.

Tracer study finding can check the relevancy of the campus programs and make them up-to-date. To develop the personality, decision making skills, communications skill, the campus has organized different programs in respective areas. JJMC has introduced ICTE education that has high value in employment. Graduates can get IT skills. Basic English Language classes have been operated for improving communication skills. Faculties are encouraged to conduct research. Faculties and students are involved in the research work. There is mismatch between the programs students have studied and the type of the job they pursue. For example, after passing BBS, the graduates are ready to accept the job of teaching.

To develop the professional skills among the staffs, teachers are sent for the training, for workshop and seminars on regular basis. Non-teaching staffs are provided computerized accounting training and library training for scientific accounting system and transparency. Programs of extra and co-curricular activities have been emphasized to develop the feeling of social responsibility and build good rapport with the stakeholders. Sports competitions are being organized on the special occasions. Efforts are made for appointing MPhil/PhD teachers for qualitative teaching learning. In service teachers are sent for the further study programs providing financial support. Employment cell has been formed to support students/graduates in finding jobs of their interested area.



## 5. CONCLUSION AND RECOMMENDATIONS

### 5.1 Conclusion

At present, almost all graduates have a specific job. Moreover, some students are able to get two jobs and their jobs are connected with experience and knowledge. However, their salary is still low if they work for the private sector. For those who work for government/public sector have been earning more than private sectors. The working hours have enormous effects on their salary in private sector.

With respect to further education, the number of the graduates who want to continue their further study is increasing. The program of JJMC helped develop workforce skills for students effectively although their jobs are not well paid. In short, we can say that JJMC's program helped the students to be able to get a job. However, mostly, they are employed in private sector jobs as well as government/public service in the country.

### 5.2 Recommendations

In order to improve the effectiveness of JJMC's program, a number of recommendations have been drawn. On the basis of the study, we can recommend some suggestions:

- Provide more professional skills.
- Strengthen non-credit and market driven courses.
- Provide more scholarships to students so that they can continue their study.
- Make strategies to empower students with academic knowledge and learning efficiency.
- Management of e-library for easy access to internet for reference materials.
- Equip students with IT skills, research skills, communication skills, team work, decision making and so on, through co-curricular activities.
- Provide further education opportunity for the graduates in the campus.
- Introduce highly demanding programs in the campus.
- Run existing programs with new zeal, enthusiasm and motivation.
- The campus should make necessary improvement to raise level of response to highly relevant.
- To raise the number of EDJ and Madhesi graduates, emphasis should be given on incentives and scholarship of different sorts.



## REFERENCES

- Campus, J. M. (2024). *Annual Report Janajyoti Multiple Campus Lalbandi Sarlahi* .
- Campus, J. M. (2024). *Academic Audit Report* . Lalbandi: Janajyoti Multiple Campus .
- Campus, J. M. (2022-2026). *Janajyoti Multiple Campus Strategic Plan* . Lalbandi: Janajyoti Multiple Campus.
- Nepal, U. (2024). *Tracer Study Report Outline (Suggestive Draft)* . Sanothimi Bhakatapur: UGC Nepal.



## APPENDICES

The decision regarding batch selection, program wise name list of the graduates (along with their name and address, organization type, date of appointment etc.) and filled up Tracer Study Questionnaire) are attached herewith.

### Verification Document : Graduates pass out Students List (2081 B.S. 2024A.D.)

Faculty of Management ( 4 Years Bachelor's Degree BBS)								Type					
S.N.	Name of Graduate	Level	Program	Reg. No	Program Admission Year	Program Ending Year	Graduated /Level Crossed Year	M	F	OTH	EDJ	Mad	Dalit
								▾	▾	▾	▾	▾	▾
1	AARTI KUMARI SAH	BACHELORS	BBS	7-2-379-2-2020	2020	2024	2024	√				√	
2	ABHIJEET SINGH DANUWAR	BACHELORS	BBS	7-2-379-23-2019	2019	2023	2024	√			√		
3	AMITA KARKI	BACHELORS	BBS	7-2-379-30-2019	2019	2023	2024		√	√			
4	AMRITA KHATIWADA	BACHELORS	BBS	7-2-379-37-2014	2014	2018	2024		√	√			
5	ANSHU POKHAREL	BACHELORS	BBS	7-2-379-14-2020	2020	2024	2024		√	√			
6	ANU PAJIYAR	BACHELORS	BBS	7-2-379-83-2018	2018	2022	2024		√		√		
7	ARATI KAFLE	BACHELORS	BBS	7-2-379-41-2014	2014	2018	2024		√	√			
8	ASMITA KATUWAL	BACHELORS	BBS	7-2-379-7-2019	2019	2023	2024		√	√			
9	BHIM BAHADUR BUDHATHOKI	BACHELORS	BBS	7-2-379--26-2020	2020	2024	2024	√		√			
10	BIBEK CHAUDHARY	BACHELORS	BBS	7-2-379-27-2020	2020	2024	2024	√			√		
11	BIJAY CHAUDHARY	BACHELORS	BBS	7-2-379-179-2013	2013	2017	2024	√			√		
12	BIMA KUMARI DONG	BACHELORS	BBS	7-2-379-30-2020	2020	2024	2024		√		√		
13	BIMALA KUMARI	BACHELORS	BBS	7-2-379-240-2020	2020	2024	2024		√			√	
14	BISHNU KUMARI KHATIWADA	BACHELORS	BBS	7-2-379-198-2020	2020	2024	2024		√	√			
15	BUDDHA MAYA LAMA	BACHELORS	BBS	7-2-379-64-2019	2019	2023	2024		√		√		
16	DURGA KUMARI BARAL	BACHELORS	BBS	7-2-379-47-2020	2020	2024	2024		√	√			
17	HEENA SHRESTHA	BACHELORS	BBS	7-2-379-50-2020	2020	2024	2024		√		√		
18	JITENDRA KUMAR MAHATO	BACHELORS	BBS	7-2-379-106-2018	2018	2022	2024	√				√	
19	KABITA KUMARI THAKUR	BACHELORS	BBS	7-2-379-227-2020	2020	2024	2024		√			√	
20	KAJAL BARAL	BACHELORS	BBS	7-2-379-54-2020	2020	2024	2024		√	√			
21	KIRAN SHAH	BACHELORS	BBS	7-2-379-62-2020	2020	2024	2024		√			√	
22	MANISHA KUMARI SHAH	BACHELORS	BBS	7-2-379-67-2020	2020	2024	2024		√			√	
23	MUSKAN KUMARI	BACHELORS	BBS	7-2-379-76-2020	2020	2024	2024		√			√	
24	NABIN KUMAR LUNGELI	BACHELORS	BBS	7-2-379-77-2020	2020	2024	2024	√			√		
25	NILAM KUMARI	BACHELORS	BBS	7-2-379-81-2020	2020	2024	2024		√			√	
26	NIROJ SHRESTHA	BACHELORS	BBS	7-2-538-52-2017	2020	2024	2024	√			√		
27	NISHA KUMARI CHAUDHARY	BACHELORS	BBS	7-2-379-71-2017	2017	2021	2024		√		√		
28	NISHA KUMARI GAUTAM	BACHELORS	BBS	7-2-379-87-2020	2020	2024	2024		√	√			
29	PAYAL SHRIBASTAV	BACHELORS	BBS	7-2-379-90-2020	2020	2024	2024		√			√	
30	PRAJWAL GHIMIRE	BACHELORS	BBS	7-2-379-209-2020	2020	2024	2024	√		√			
31	PRIYANSU KARN	BACHELORS	BBS	7-2-379-233-2020	20	2024	2024		√			√	
32	RABINA PAJIYAR	BACHELORS	BBS	7-2-379-101-2020	2020	2024	2024		√		√		
33	RAGHUNATH CHAUDHARY	BACHELORS	BBS	7-2-379-90-2017	2017	2021	2024	√			√		
34	REKHA KHADKA	BACHELORS	BBS	7-2-379-132-2019	2019	2023	2024		√	√			
35	RENU POKHAREL	BACHELORS	BBS	7-2-379-108-2020	2020	2024	2024		√	√			
36	SAMTA MAHATO	BACHELORS	BBS	7-2-379-165-2018	2018	2022	2024		√			√	
37	SANGITA KUMARI SINGH	BACHELORS	BBS	7-2-379-205-2018	2018	2024	2024		√			√	
38	SANJIT MAHATO	BACHELORS	BBS	7-2-379-118-2020	2020	2024	2024	√				√	
39	SHUSHIL KUMAR SAH	BACHELORS	BBS	7-2-379-218-2020	2020	2024	2024	√				√	
40	SONIKA KUMARI	BACHELORS	BBS	7-2-379-130-2020	2020	2024	2024		√			√	
41	SUNITA KHATI	BACHELORS	BBS	7-2-379-136-2020	2020	2024	2024		√				√
42	SURUJ DEV MAHATO	BACHELORS	BBS	7-2-379-171-2019	2019	2023	2024	√				√	
43	SWASTIKA PAJIYAR	BACHELORS	BBS	7-2-379-180-2019	2019	2023	2024		√		√		
								13	30	13	13	16	1



Verification Document :		Post Graduates pass out Students List (2081BS_2024A.D.)											
Faculty of Education ( BED)													
S.N.	Name of Graduate	Level	Program	Reg. No	Program Admission Year	Program Ending Year	Graduated /Level Crossed Year	Type					
								M	F	OTH	EDJ	Mad	Dalit
1	ALISHA CHAUDHARY	BACHELORS	BEd	9-2-379-189-2019	2019	2023	2024		√		√		
2	ASMITA MAGRATI	BACHELORS	BEd	9-2-379-198-2019	2019	2023	2024		√				√
3	CHANDAN CHAUDHARY	BACHELORS	BEd	9-2-379-19-2018	2018	2022	2024		√		√		
4	GANGA KUMARI MAHATO	BACHELORS	BEd	9-2-379-211-2019	2019	2023	2024		√			√	
5	JAMUNA KUMARI MAHATO	BACHELORS	BEd	9-2-379-213-2020	2019	2023	2024		√			√	
6	SHRISTY KUMARI NEUPANE	BACHELORS	BEd	9-2-379-252-2019	2019	2023	2024		√	√			
7	SUKU MAYA MOKTAN	BACHELORS	BEd	9-2-379-312-2019	2019	2023	2024		√		√		
TOTAL								0	7	1	3	2	1

Verification Document :		Post Graduates pass out Students List (2081 BS_2024A.D.)											
Faculty of Education ( BICTE SEMESTER)- 4.5 YEARS / 9TH SEMESTERS													
S.N.	Name of Graduate	Level	Program	Reg. No	Program Admission Year	Program Ending Year	Graduated /Level Crossed Year	Type					
								M	F	OTH	EDJ	Mad	Dalit
1	AKRITI BISTA	Bachelors	BICTE	9-2-379-2-2018	2018	2023	2024		√	√			
2	BIRENDRA MAHATO	Bachelors	BICTE	9-2-379-204-2017	2017	2022	2024	√				√	
3	DIPAK KUMAR SHARMA	Bachelors	BICTE	9-2-379-23-2018	2018	2023	2024	√				√	
4	RAJU KUMAR SAH	Bachelors	BICTE	9-2-379-51-2018	2018	2023	2024	√				√	
5	RISHIKESH CHUDHARY THARU	Bachelors	BICTE	9-2-379-54-2018	2018	2023	2024	√					
6	YESHODHA KUMARI KUSHWAHA	Bachelors	BICTE	9-2-379-211-2017	2017	2022	2024		√			√	
TOTAL								4	2	1	0	4	0

Verification Document :		Post Graduates pass out Students List (2081BS_2024A.D.)												
Faculty of Education ( Masters Degree MED., SEMESTER)														
S.N.	Name of Graduate	Level	Program	Reg. No	Program Admission Year	Program Ending Year	VIVA Date	Graduated /Level Crossed Year	Type					
									M	F	oth	EDJ	Mad	Dalit
1	NABIN RAJ KARKI	MASTERS	MED	9-2-379-98-2007	2019	2021	2024	2024	√		√			
2	SAROJ KUMAR MAHATO	MASTERS	MED	9-2-589-515-2009	2016	2018	2024	2024	√				√	
3	YUVARAJ MAJHI	MASTERS	MED	9-2-379-486-2010	2019	2021	2024	2024	√			√		
TOTAL								3	0	1	1	1	0	

Verification Document :		Post Graduates pass out Students List (2081(2024A.D.)												
Faculty of Management ( Masters Degree MBS, SEMESTER)														
S.N.	Name of Graduate	Level	4 Semester Program	Reg. No	Program Admission Year	Program Admission Year	Viva Date	Graduated /Level Crossed Year	Type					
									M	F	OTHE	EDJ	Mad	Dalit
1	AKRITY ROKKA	MASTER'S	MBS	7-2-232-69-2014	2020	2022	2024	2024		√	√			
2	ANISH KAYASTHA	MASTER'S	MBS	7-3-379-213-2018	2019	2021	2024	2024	√				√	
3	ANJANA DAHALA	MASTER'S	MBS	7-2-379-3-2015	2021	2023	2024	2024		√	√			
4	ANJANA GHIMIRE	MASTER'S	MBS	7-2-242-216-2016	2021	2023	2024	2024		√	√			
5	AVINAU CHAUDHARY	MASTER'S	MBS	7-2-379-17-2016	2021	2023	2024	2024	√				√	
6	BIMALA KUMARI BUDHATHOKI	MASTER'S	MBS	7-2-31-271-2013	2021	2023	2024	2024		√	√			
7	DEEPAK PRASHAD POKHREL	MASTER'S	MBS	7-2-484-74-2012	2020	2022	2024	2024	√		√			
8	DEVIKA KUMARI LUNGELI	MASTER'S	MBS	7-2-631-6-2012	2020	2022	2024	2024		√			√	
9	DIKSHYA GHIMIRE	MASTER'S	MBS	7-2-242-119-2015	2021	2023	2024	2024		√	√			
10	GEHENDRA PRASAD DAHAL	MASTER'S	MBS	7-2-1013-22-2015	2020	2022	2024	2024	√		√			
11	HEM BAHADUR RAUT	MASTER'S	MBS	7-2-232-8-2015	2020	2022	2024	2024	√		√			
12	KALYANI MAHAT	MASTER'S	MBS	7-2-721-40-2014	2020	2022	2024	2024		√	√			
13	KAMALA MAHAT	MASTER'S	MBS	7-2-232-49-2010	2020	2022	2024	2024		√	√			
14	KANCHAN DAHAL	MASTER'S	MBS	7-3-379-280-2020	2021	2023	2024	2024		√	√			
15	LAXMI NEUPANE	MASTER'S	MBS	7-2-478-116-2014	2020	2022	2024	2024		√	√			
16	MANISHA KUMARI	MASTER'S	MBS	7-2-379-171-2012	2021	2023	2024	2024		√	√			
17	NAMRATA DHAKAL	MASTER'S	MBS	7-2-232-46-2014	2020	2022	2024	2024		√	√			
18	NISHA BARAL	MASTER'S	MBS	7-2-38-654-2013	2021	2023	2024	2024		√	√			
19	PUJA SHRESTHA	MASTER'S	MBS	7-2-38-661-2013	2021	2023	2024	2024		√			√	
20	RAGHUNANDAN CHAUDHARY	MASTER'S	MBS	7-2-1221-15-2015	2021	2023	2024	2024	√				√	
21	RAJESH ACHARYA	MASTER'S	MBS	7-2-379-72-2016	2021	2023	2024	2024	√			√		
22	ROHINESHWAR ADHIKARI	MASTER'S	MBS	7-2-128-43-2012	2020	2022	2024	2024	√		√			
23	SABITRA KARKI	MASTER'S	MBS	7-2-379-77-2014	2021	2023	2024	2024		√	√			
24	SUSHMITA DHAMALA	MASTER'S	MBS	7-2-379-94-2014	2021	2023	2024	2024		√	√			
TOTAL								8	16	19	4	1	0	

